

STORAGE

SERIES
DESIGNED BY WO



STORAGE WITH LINOLEUM ON ALL OUTER SURFACES AND EDGES

No marks from greasy fingers
and a great indoor environment
are just some of the unique features
a linoleum surface gives you.

You also get an antistatic and
sound absorbing material by
using linoleum.

STORAGE

SERIES

DESIGNED BY WO

UNIQUE FEATURES AND OPPORTUNITIES WITH THIS NEW STORAGE SYSTEM

The furniture is being produced in nero and charcoal linoleum as a standard. To reach a linear and modern design we have chosen to make a 45 degree angled construction on the frame.



All inside surfaces and the back side are made of durable black melamine/coil laminate.

The wish about a simple and practical operation of all doors and drawers is achieved by using a completely handle-free solution with integrated "push to open".

If your choice is on sliding doors, we let the new design speak for itself. A great design that has given us the opportunity to get 100% opening sliding doors, which is not a opportunity with traditional drawer pulls.

With the new double drawer function we unite the practical standard drawer with a hidden personal drawer. A nice detail which for sure will make you happy.

The storage unit is available with either wheels, fixed base or brackets for wall mounting. The back can be upgraded to linoleum, felt or bulletin board.



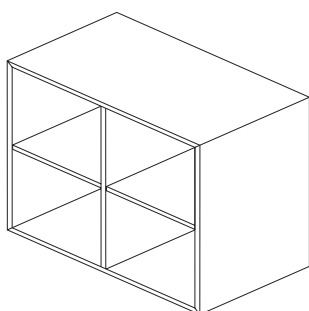
STORAGE

SERIES

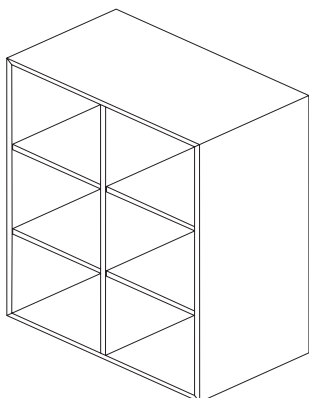
DESIGNED BY WO

OPEN/DOOR/ DRAWER

4 rooms
757 x 757 x 440 mm (HxWxD)



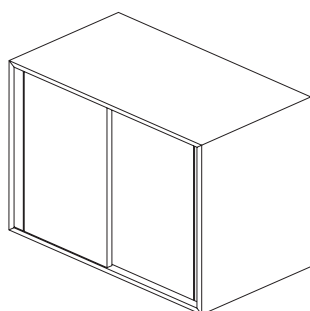
6 rooms
1.126 x 757 x 440 mm (HxWxD)



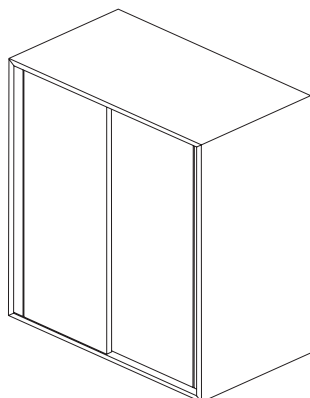
Linoleum on all outside surfaces.
The edges are being produced
with WO's patented linoleum
edge.
Melamine/coil laminate on all
inside surfaces.
45 degree angled construction.

SLIDE

4 rooms
757 x 757 x 440 mm (HxWxD)



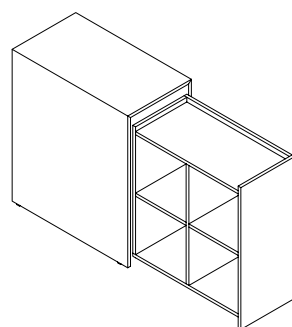
6 rooms
1.126 x 757 x 440 mm (HxWxD)



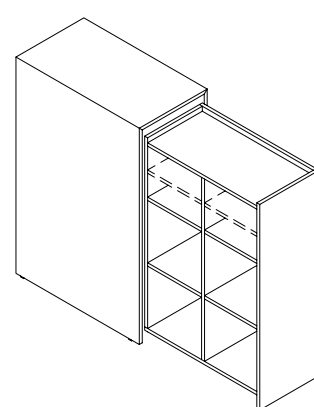
Linoleum on all outside surfaces.
The edges are being produced
with WO's patented linoleum
edge.
Melamine/coil laminate on all
inside surfaces.
Sliding doors with top control
And rubber grips black/red.
45 degree angled construction.

TOWER

4+1 rooms
910 x 800 x 440 mm (HxWxD)



8+1 rooms
1.215 x 800 x 440 mm (HxWxD)



STORAGE

SERIES


DESIGNED BY WO

OPTIONS

BACK

STANDARD

MELAMIN Beklædning



UPON REQUEST

LINOLEUM

FELT

BULLETIN BOARD

SOCKET

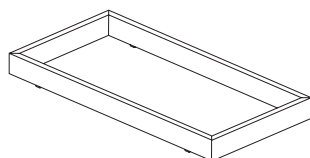
Socket

89 x 755 x 370 mm (HxWxD)

Linoleum on all surfaces and edges.

Mounted in adjustment shoes.

45 degree angled construction.



WHEELS

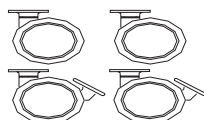
Wheels, 4 black

75 mm - building height 89 mm

2/w breake + 2/wo breake

Wheels are in black plastic with soft lanes.

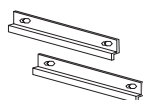
Mounted on the storage with a plate.



BRACKETS

Brackets, 2 psc.

Wall mounting.



STORAGE

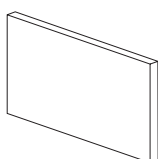
SERIES

DESIGNED BY WO

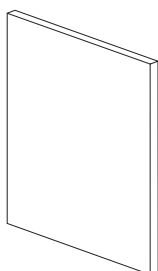
OPTIONS OPEN

DOOR

Small
345 x 345 x 19 mm (HxWxD)



Medium
714 x 345 x 19 mm (HxWxD)



Large
1.083 x 345 x 19 mm (HxWxD)

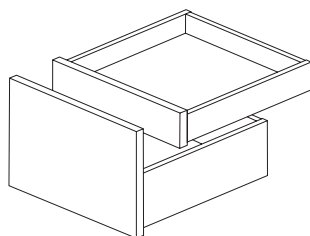


Mounted in storage with "push open" hinges + magnet.
Linoleum on all surfaces and edges.

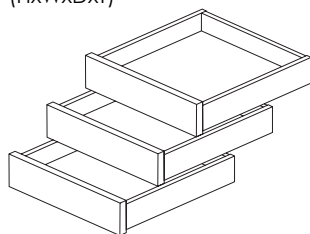
DRAWER

Small drawer
behind large drawer
345 x 345 x 350 x 19 mm (HxWxDxT)

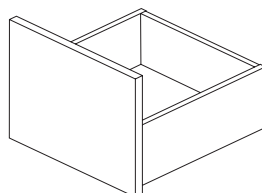
Small drawer is mounted behind the large drawer so it is hidden when the large drawer is closed.



3 small drawers
3 x 114 x 345 x 350 x 19 mm (HxWxDxT)



1 large drawer
345 x 345 x 350 x 19 mm (HxWxDxT)



Drawers are "push open" drawers.
Front with linoleum and black metal drawer sides.

