

# KYOTO

## SERIES

DESIGNED BY HANS & LISE ISBRAND



### NEW FUNCTIONAL TABLE WITH A MODERN DESIGN

Our brand new KYOTO series is characterized by the smooth lines of the steel frame combined with the many options for desktops and different functions.




# KYOTO

## SERIES

DESIGNED BY HANS & LISE ISBRAND

KYOTO Air is a groundbreaking new way of seeing height adjustable tables. The actuator is hidden underneath the desktop and raises with the table.

Simply beautiful and airborne.





# KYOTO

## SERIES

DESIGNED BY HANS & LISE ISBRAND



As a standard, the table legs of KYOTO have a modern rounded black ending.

It is also possible to add a Nordic and modern look to the table legs by using one of our three beautiful wooden variants.



# KYOTO

## SERIES

DESIGNED BY HANS & LISE ISBRAND



As a standard, the KYOTO series is made with the powder coated steel frame in a calm black colour.

The series also offers the frame colored in the same colour as the linoleum desktop for a homogeneous and beautiful look.



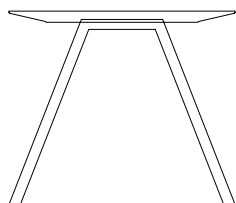
# KYOTO

## SERIES

DESIGNED BY HANS & LISE ISBRAND

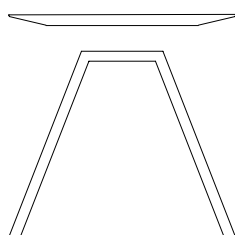
### KYOTO TABLE

1.800 x 870 mm  
2.000 x 950 mm



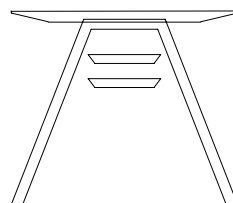
### KYOTO AIR

1.800 x 870 mm  
2.000 x 950 mm



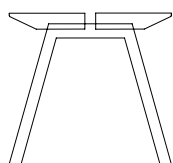
### KYOTO STRETCH

2 x 1.000 x 950 mm +  
2 x 500 x 950 mm



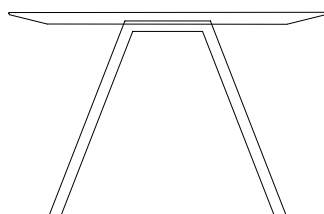
### KYOTO BENCH

1.500 x 400 mm



### KYOTO ELIPSE

2.420 x 1.210 mm



### KYOTO ROUND

1.200 mm  
1.600 mm  
1.800 mm

